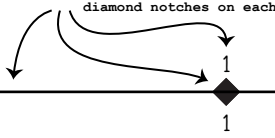


# ASSEMBLING THE TEMPLATE

line up borders, numbers and  
diamond notches on each page



TO ENSURE YOUR  
PATTERN IS PRINTED  
CORRECTLY THIS BOX  
MUST MEASURE 1"  
SQUARE

1

LUCY  BLAIRE

the pattern shop  
[www.LucyBlaireHandmade.com](http://www.LucyBlaireHandmade.com)

**BOW SCARF – END CAP**  
pattern piece 3 of 3  
cut 2 (one from main fabric,  
one from contrast fabric)



1

2

2

# LUCY BLAIRE

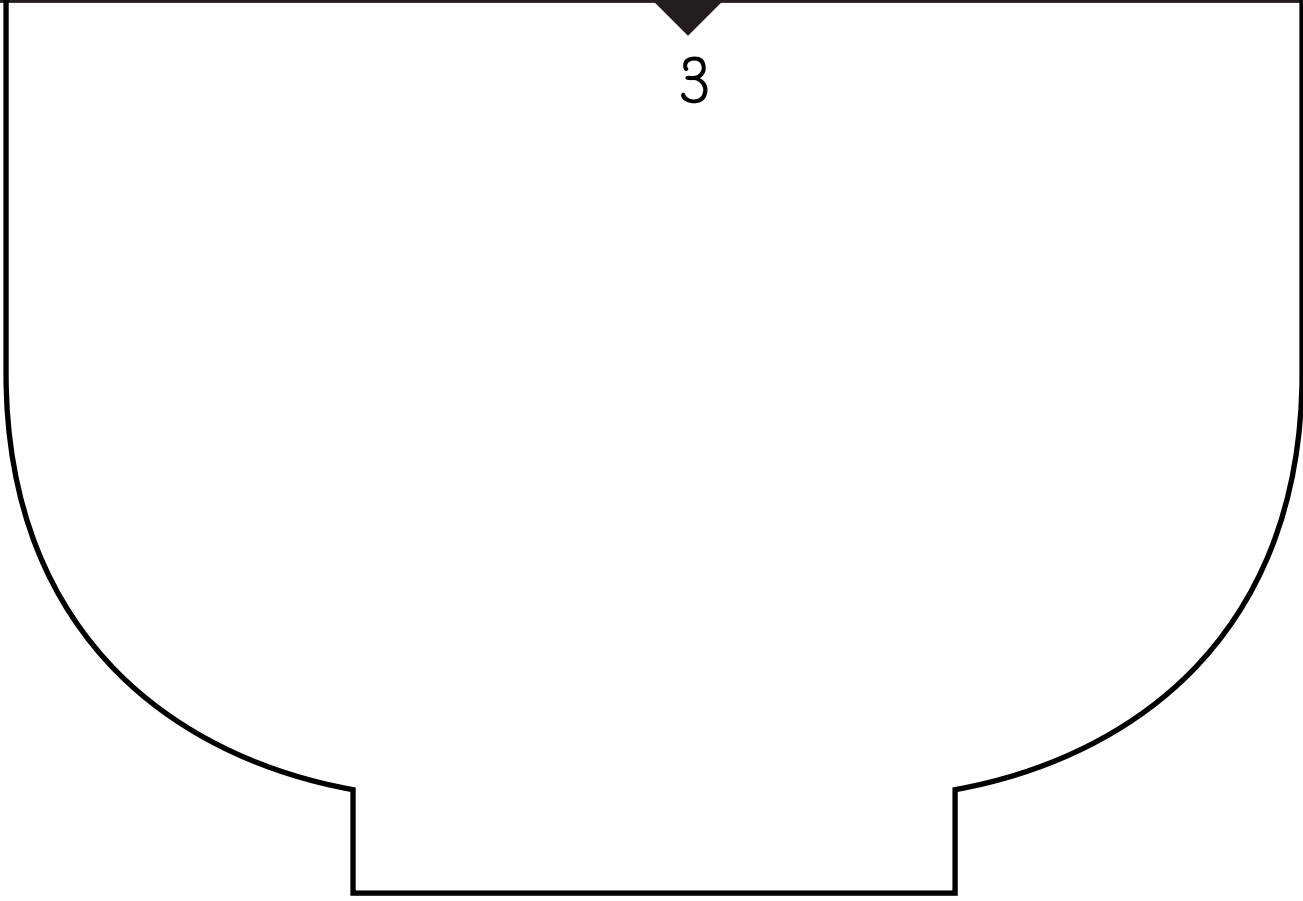
the pattern shop  
[www.LucyBlairHandmade.com](http://www.LucyBlairHandmade.com)


## BOW SCARF – MAIN SCARF BODY

pattern piece 1 of 3  
cut 2 (one from main fabric,  
one from contrast fabric)

3

3



LUCY  BLAIRE

the pattern shop  
[www.LucyBlaireHandmade.com](http://www.LucyBlaireHandmade.com)

**BOW SCARF – RECTANGLES**  
pattern piece 2 of 3  
cut 2 from contrast fabric

STRETCH